

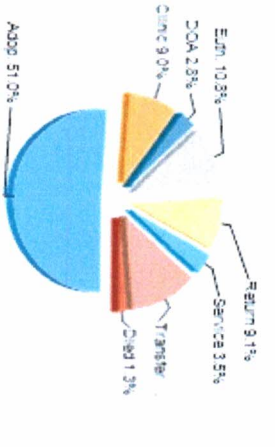

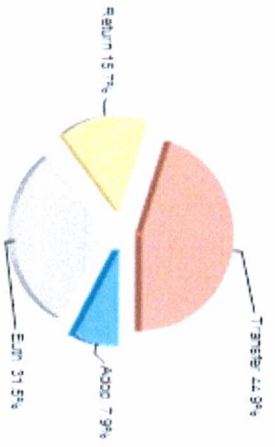
# Shelter Statistics - Outcome

Start Date: February 01, 2026  
End Date: February 28, 2026

Does not include your shelter's data

Does not include your shelter's data

| Person                   | Your Shelter |           |          | Alabama (23 organizations) |            |            | United States (1189 organizations) |          |               |               |               |               |              |
|--------------------------|--------------|-----------|----------|----------------------------|------------|------------|------------------------------------|----------|---------------|---------------|---------------|---------------|--------------|
|                          | Dog          | Cat       | Other    | Dog                        | Cat        | Other      | Dog                                | Cat      | Other         |               |               |               |              |
|                          | < year       | year+     | < year   | < year                     | year+      | < year     | < year                             | year+    | < year        | year+         |               |               |              |
| A) Have Email Address    | 1            | 3         | 0        | 128                        | 220        | 193        | 109                                | 2        | 14,316        | 20,659        | 16,823        | 18,269        | 1,629        |
| B) Have Phone Number     | 1            | 18        | 0        | 143                        | 308        | 203        | 121                                | 2        | 15,381        | 26,034        | 18,162        | 21,194        | 2,018        |
| C) Have ZipCode          | 1            | 18        | 0        | 143                        | 306        | 203        | 121                                | 2        | 15,214        | 25,791        | 17,949        | 20,453        | 2,013        |
| <b>Totals by Outcome</b> |              |           |          |                            |            |            |                                    |          |               |               |               |               |              |
| Adoption                 | 1            | 4         | 2        | 133                        | 188        | 199        | 116                                | 2        | 13,402        | 15,705        | 15,132        | 14,637        | 1,715        |
| Clinic                   | 0            | 0         | 0        | 0                          | 0          | 0          | 0                                  | 0        | 1,221         | 2,655         | 2,543         | 4,229         | 81           |
| Died                     | 0            | 0         | 0        | 17                         | 4          | 2          | 0                                  | 0        | 189           | 188           | 281           | 304           | 132          |
| DCA                      | 0            | 0         | 0        | 0                          | 0          | 0          | 0                                  | 1        | 47            | 1,003         | 62            | 1,299         | 921          |
| Euthanasia               | 0            | 7         | 21       | 142                        | 186        | 66         | 129                                | 0        | 900           | 6,445         | 621           | 3,696         | 1,201        |
| Missing                  | 0            | 0         | 0        | 2                          | 2          | 5          | 9                                  | 0        | 14            | 38            | 41            | 49            | 0            |
| Return To Owner          | 0            | 14        | 0        | 11                         | 123        | 6          | 6                                  | 0        | 816           | 7,987         | 318           | 1,472         | 230          |
| Service                  | 0            | 0         | 0        | 0                          | 1          | 5          | 4                                  | 0        | 174           | 509           | 570           | 2,873         | 22           |
| Transfer                 | 1            | 34        | 5        | 302                        | 149        | 72         | 52                                 | 0        | 3,794         | 4,316         | 2,201         | 3,778         | 584          |
| Wildlife                 | 0            | 0         | 0        | 0                          | 0          | 0          | 0                                  | 0        | 0             | 0             | 0             | 0             | 334          |
| <b>Total</b>             | <b>2</b>     | <b>59</b> | <b>0</b> | <b>607</b>                 | <b>653</b> | <b>355</b> | <b>316</b>                         | <b>3</b> | <b>20,557</b> | <b>38,846</b> | <b>21,769</b> | <b>32,337</b> | <b>5,220</b> |



Earliest entry: 2/2/2026  
Latest entry: 2/27/2026

Daily Use Date: 10/30/2025  
Run Date: 3/2/2026 2:41:45 PM





**Russell County/Phenix City Animal Shelter**

**DEPOSITED REVENUE**

February 1, 2026 - February 28, 2026


|                                    |          |
|------------------------------------|----------|
| ADOPTION                           | \$335.00 |
| ADMIN FEE                          | \$50.00  |
| DONATION                           | \$70.00  |
| IMPOUND/INTAKE                     | \$25.00  |
| RABIES                             |          |
| RESTITUTION (Phenix City Cases)    | \$0.00   |
| RESTITUTION (Russell County Cases) | \$0.00   |
|                                    |          |
| Received from Russell County       |          |
| Due from Russell County            |          |

**GRAND TOTAL**

**\$480.00**

Monthly Shelter Operational Cost \$16,181.00

I do affirm that the information provided is true and correct this 28, February 2026



Joseph Weierick, Chief of Police