

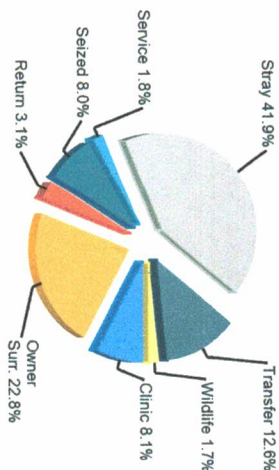
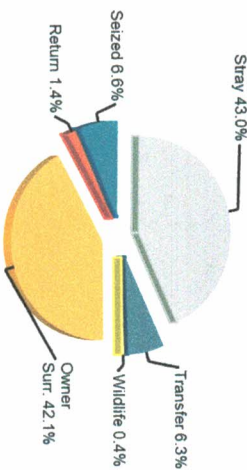

Start Date: May 01, 2023
End Date: May 31, 2023

Shelter Statistics - Intake

does not include your shelter's data

does not include your shelter's data

	Your Shelter			Alabama (28 organizations)			United States (1332 organizations)						
	Dog	Cat	Other	Dog	Cat	Other	Dog	Cat	Other				
	< year	year+	< year	< year	year+	< year	year+	< year	year+				
Intakes That were:	1	5	0	60	130	39	89	0	5,631	16,196	5,719	13,222	276
Previously Altered													
Totals by Intake													
Clinic	0	0	0	0	0	0	0	0	2,521	4,519	2,415	5,151	92
Owner Surrender	0	15	0	433	206	532	250	0	6,097	9,604	13,765	10,027	1,991
Return	0	0	0	3	26	4	15	0	1,069	2,450	525	1,436	93
Seized	0	0	0	33	118	21	50	2	2,085	6,488	2,444	2,749	765
Service	0	0	0	0	0	0	0	0	239	1,113	421	1,361	82
Stray	11	82	0	382	378	491	200	1	9,747	18,902	30,444	15,830	1,235
Transfer	0	0	0	49	54	88	23	0	6,620	4,607	7,690	3,674	345
Wildlife	0	0	0	0	0	0	0	14	0	0	0	0	3,025
Total	11	97	0	900	782	1,136	538	17	28,378	47,683	57,704	40,228	7,628



Earliest entry: 5/1/2023
Latest entry: 5/31/2023

Daily Use Date: 10/30/2009
Run Date: 8/2/2023 2:13:29 PM



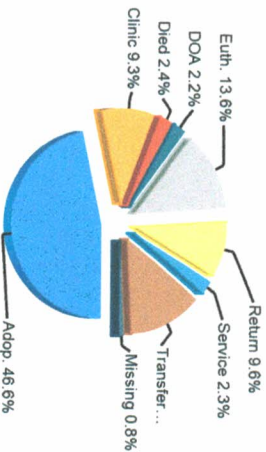
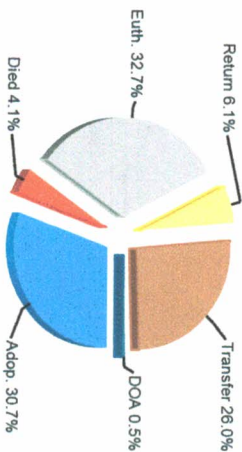
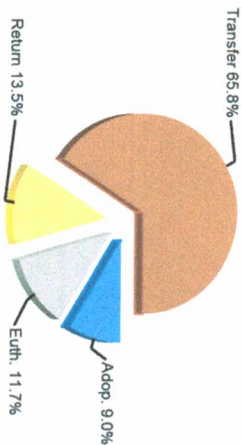
Shelter Statistics - Outcome

Start Date: May 01, 2023
End Date: May 31, 2023

does not include your shelter's data

does not include your shelter's data

Person	Your Shelter			Alabama (28 organizations)			United States (1332 organizations)						
	Dog	Cat	Other	Dog	Cat	Other	Dog	Cat	Other				
	< year	year+	< year	< year	year+	< year	year+	< year	year+				
A) Have Email Address	1	7	1	186	223	140	184	1	16,455	22,952	20,202	18,519	2,296
B) Have Phone Number	2	21	1	245	385	173	241	2	19,082	33,523	22,418	23,331	3,222
C) Have ZipCode	2	21	1	243	380	173	242	2	18,789	32,941	22,112	22,527	3,175
Totals by Outcome													
Adoption	1	7	1	229	245	170	236	1	15,348	18,207	19,785	15,812	2,652
Clinic	0	0	0	0	0	0	0	0	2,479	4,270	2,324	5,167	76
Died	0	0	0	39	8	54	16	0	385	309	1,954	725	250
DOA	0	0	0	0	1	0	0	1	68	1,033	140	1,343	805
Euthanasia	0	11	0	252	265	268	149	4	1,513	8,196	3,070	6,429	1,751
Missing	0	0	0	0	1	0	1	0	6	57	18	57	28
Return To Owner	1	14	0	17	144	3	9	1	1,287	11,254	304	1,791	205
Service	0	0	0	0	0	0	0	0	185	524	365	2,414	22
Transfer	0	55	0	325	230	124	65	0	4,452	5,101	5,212	4,660	941
Wildlife	0	0	0	0	0	0	0	9	0	0	0	0	1,055
Total	2	87	1	862	894	619	476	16	25,723	48,951	33,172	38,398	7,785



Russell County/Phenix City Animal Shelter

DEPOSITED REVENUE

May 1, 2023 - May 31, 2023

ADOPTION	\$765.00
ADMIN FEE	\$90.00
DONATION	\$15.00
IMPOUND/INTAKE	\$75.00
RABIES	\$0.00
RESTITUTION (Phenix City Cases)	\$0.00
RESTITUTION (Russell County Cases)	\$0.00
Received from Russell County	
Due from Russell County	

GRAND TOTAL

\$945.00

Monthly Shelter Operational Cost \$16,181.00

I do affirm that the information provided is true and correct this 31, May 2023



Raymond J. Smith, Chief of Police